

Cor is Latin for “heart” and our portal is the heart of our online life at The College of St. Scholastica. Inside Cor you’ll find important news, daily announcements, and most importantly, links to information about the services and support available to you. Cor is always growing and evolving to meet the needs of our community.

Cor provides single sign-on access to:

- CSS Email
- Blackboard
- OneStop
- Access to student notices and reminders
- Academic Calendar

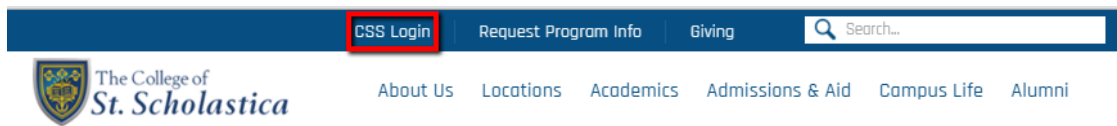
Getting your Cor username and password:

- To look-up your username and password visit the [Account Lookup Website](#)
- Enter last name, last four digits of your Social Security Number, birth date and re-type the text that appear in the CAPTCHA box and hit submit.

The screenshot shows a web page titled "St. Scholastica Cor - Novell - Gmail, ID Lookup (V or B number) and Library Number Lookup". It contains three main sections: "ID Lookup (V or B number)", "Cor - Novell - Gmail Lookup", and "Library Number Lookup". Each section has a brief description of its purpose. The "Library Number Lookup" section includes a form with fields for "Last Name:", "Last 4 Digits of SSN:", "Date of Birth (MM/DD/YYYY):", and a CAPTCHA box. There is a "Submit" button at the bottom of the form.

Login to Cor

1. Go to The College of St. Scholastica homepage at css.edu
2. Click the COR Login link



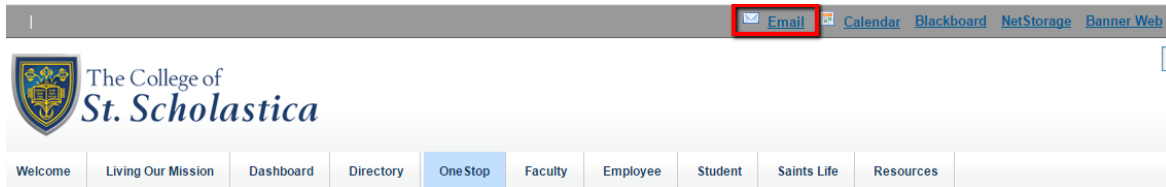
3. Enter your User Name and Password (password will be your ID starting with a “V” or “B”. (Case Sensitive)
4. Click the Login button

The screenshot shows the Cor login page. It features a header with the College of St. Scholastica logo and navigation links for "Help", "Password Reset", and "Contact". The main content area has three input fields: "User Name:", "Password:", and a "LOGIN" button. Red arrows point to each of these elements. There is also a "clear" link next to the LOGIN button and a "Login Help" link below it.

CSS Email is a secure email system that allows you to communicate with faculty, administration, and other students at CSS. It is our secure way of disseminating important information to you, whether it is a confidential academic-related email or a mass email directed to all current students.

Login to Email

1. Login to Cor
2. Click on the Email link



Mobile Device Information

- Iphone/Ipad
- Android

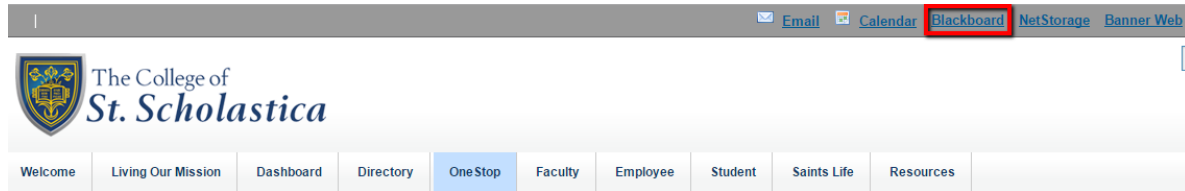
Important Information

- Don't change name on email account
- Check CSS emails daily
- CSS related information is only sent to your CSS email account

Blackboard is a web-based learning environment used at The College of St. Scholastica to put course materials online. A Blackboard course may include announcements, syllabus, contact information, course lectures, assignments, assessments (quizzes and tests), discussion groups, a virtual classroom, emails to groups or individuals.

Login to Blackboard:

1. Login to COR
2. Click on the Blackboard link



Important Blackboard Information

- If you have problems opening certain files in Blackboard using Internet Explorer, the suggested workaround is to use Firefox or Google Chrome to login to Blackboard and view those files. To prevent file upload problems - be sure NOT to include special characters in the filenames (i.e. #, (,), ?, etc.)

Download Blackboard Mobile Learn

- [Android](#)
- [iPad](#)
- [iPhone/iPod Touch](#)

OneStop Student Services delivers seamless processes to all students, allowing them to self-manage the business of being a student.

Login to Onestop:

1. Login to COR
2. Click on the Onestop tab



OneStop in Cor is used for:

- Register for classes
- Pay Bill
- FAFSA
- Calculate your net cost of attendance
- Sign up for a monthly payment plan
- Employer Reimbursement Payment form
- Apply for loans
- Apply to Graduate