



Newsbank

This database contains the full-text of over 600 American newspapers, including the *Duluth News-Tribune* and the *St. Paul Pioneer Press*.

Accessing the Database

Go to the Library Homepage css.edu/Library

Select *Databases, A to Z* from the column on the left or click on the *Articles* tab at the top.

Library of The College of St. Scholastica: Home

Welcome to the CSS Library. Please contact us if you need assistance.

Home Getting Started Encyclopedias Books Articles Citation Help Archives Friends

Welcome to the Library

Links Contact Us Hours

Keyword Search SOLAR for books, articles, and more ... Search

What do you need help with?

Ask a CSS Librarian a question.

Question

More Detail/Explanation

Your Info

Email *

Name

Library News

No. 126

This beautiful Barred Owl visited our Duluth campus over Thanksgiving becoming the 126th bird on our local species list. Visit our [Catalog of Birds](#) to see more photos and an article on the call of the Barred Owl which was written by our colleague, Dr. Pam Freeman.

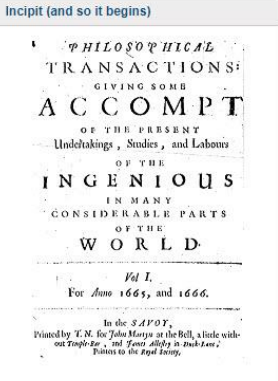
Once on the Articles page, select the database you are interested either by finding it in the *Best Bets* tab or else by clicking on the *Databases, A to Z* link for an alphabetical listing of all the databases the Library subscribes to. If you are on campus, you will not need a password. Look at the other tabs and boxes for more help with finding the full-text of articles, tutorials, and more.

Library of The College of St. Scholastica: Articles Search the library website

Welcome to the CSS Library. Please contact us if you need assistance.

Home [Getting Started](#) [Encyclopedias](#) [Books](#) **Articles** [Citation Help](#) [Archives](#) [Friends](#)

Incipit (and so it begins)



Title page of the first issue of *Philosophical Transactions of the Royal Society*, the scientific journal that started it all.

Databases [Best bets](#) [Newspapers](#)

- [Databases, A to Z](#)
A master list of the Library's databases. Browse our A to Z list by title or subject, or use our "best bets" tab to get started.
- [Journals, A to Z](#)
Use our database menu to search for articles by subject. Use this link for information about a particular journal, to find the full-text of an article, or to browse the table of contents of a journal.
- [Information about Interlibrary Loan](#)
- [Tutorials for using our databases](#)

SOLAR

SOLAR is a database of databases. It searches all our Library resources and even some we don't own. It's a little like the old "feeling lucky" button in Google. But just like Google, or any tool, there is right time to use it. And like Google, the results can be overwhelming. Sometimes using one of our focused, discipline-specific databases can make you luckier.

- [SOLAR](#)

If you are off campus, when you click on the title of the database, this window will automatically pop up:

Database Access via The College of St. Scholastica Library

Please enter your username:

Please enter your password:

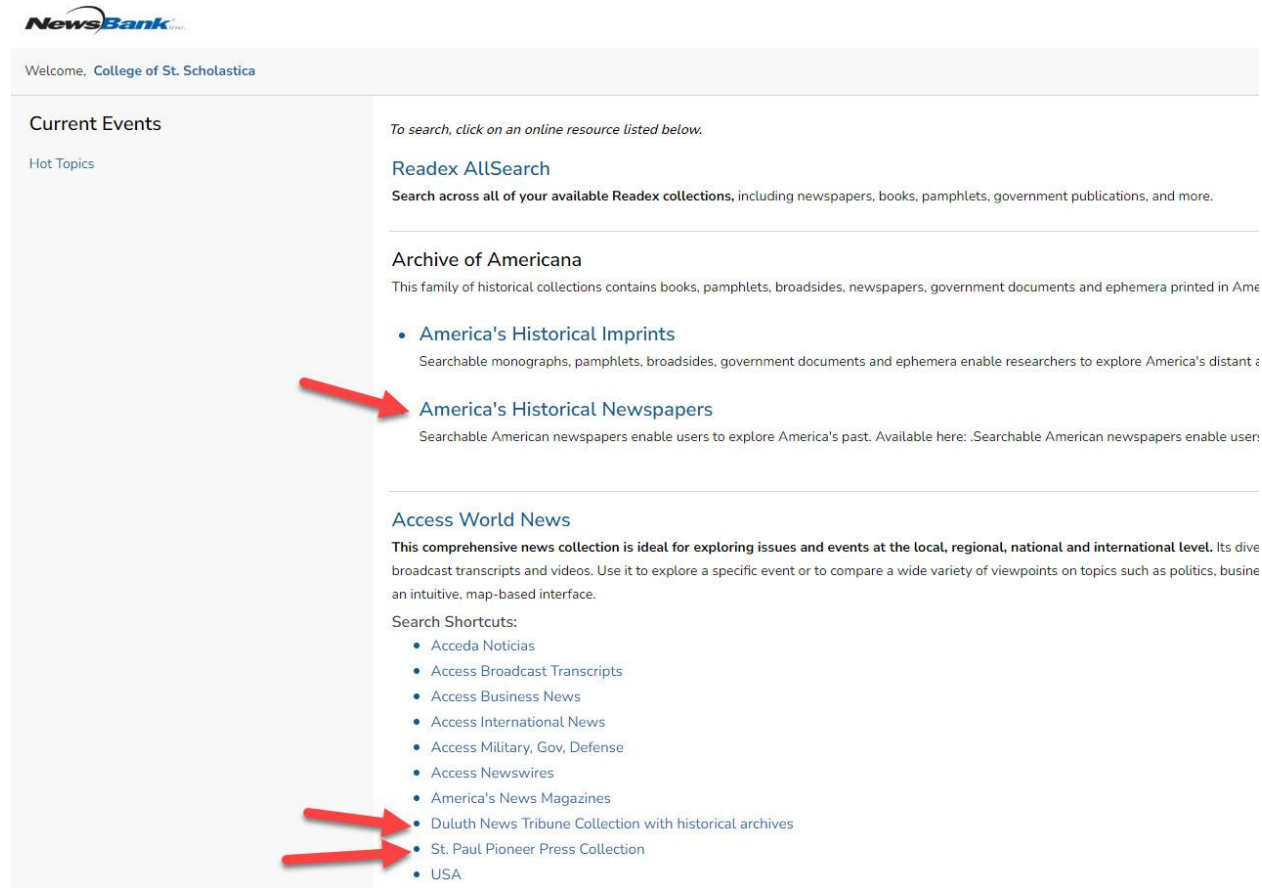
Your network login is active as long as you are a registered student, faculty or staff member of The College of St. Scholastica.

Enter your Novell username and password (what you use to log in to Brightspace, your CSS email, or any computer in a lab on campus).

****Note:** If you have trouble logging in, please contact the IT help desk (helpdesk@css.edu or 218-723-7007).

Searching

Home Page – click on the title of a newspaper such as *Duluth News-Tribune* to go right to that one to search for an article or click on *Access World News* to search all of them. Click on *America's Historical Newspapers* to search Minnesota newspapers from 1849-1922 or on *America's Historical Imprints* to search 30,000 images of rare printed documents such as playbills, menus, music programs, postage stamps, genealogies, advertisements and more.



The screenshot shows the NewsBank website interface. At the top left is the NewsBank logo. Below it, a navigation menu includes "Current Events" and "Hot Topics". The main content area is titled "To search, click on an online resource listed below." and contains several sections:

- Readex AllSearch**: Search across all of your available Readex collections, including newspapers, books, pamphlets, government publications, and more.
- Archive of Americana**: This family of historical collections contains books, pamphlets, broadsides, newspapers, government documents and ephemera printed in America.
 - America's Historical Imprints**: Searchable monographs, pamphlets, broadsides, government documents and ephemera enable researchers to explore America's distant past.
 - America's Historical Newspapers**: Searchable American newspapers enable users to explore America's past. Available here: Searchable American newspapers enable users to explore America's past.
- Access World News**: This comprehensive news collection is ideal for exploring issues and events at the local, regional, national and international level. Its diverse content includes broadcast transcripts and videos. Use it to explore a specific event or to compare a wide variety of viewpoints on topics such as politics, business and current events through an intuitive, map-based interface.

Under "Access World News", there is a "Search Shortcuts:" section with a list of links:

- Acceda Noticias
- Access Broadcast Transcripts
- Access Business News
- Access International News
- Access Military, Gov, Defense
- Access Newswires
- America's News Magazines
- Duluth News Tribune Collection with historical archives
- St. Paul Pioneer Press Collection
- USA

Red arrows in the original image point to "America's Historical Newspapers" and the "Duluth News Tribune Collection with historical archives" link.

Main Search Page - Enter your search term and click the Search box. Click on *Advanced Search* to get to an advanced search screen where you can combine search terms.



The screenshot shows the search interface for the Duluth News Tribune Collection. The title "Duluth News Tribune Collection" is displayed in white text on a dark blue background. Below the title is a "Create Alert" link. A search bar contains the placeholder text "Enter any keyword, such as a name, event or topic" and a "Search" button. A red arrow points to the search bar, and another red arrow points to the "Advanced Search" link located below the search bar.

Results List

Results Screen – you will see a list of citations. Click on the title of the article to view the full text. Click on the box in front of the title of the articles to select them and then on the links in the upper right corner to cite, print, email, or download those selected articles.

Click on the links in the sidebar on the left if you wish to view your results by year or source type.

Duluth News Tribune (MN) x Clear Filters

3,232 Results | Save Search | Create Alert

Select Articles 1 - 20

Sort by: Best Match, Newest, Oldest

Source type: Newspaper (3,232), More Options

Voyageurs Park wolves going fishing
December 14, 2018 | Duluth News Tribune (MN) | John Myers
jmyers@duluthnews.com | Page A1

Green, Warriors top Wolves
December 12, 2018 | Duluth News

Preview

Sample Article

Click on the title of the article to view the complete text. Click on the links above it cite, email, print or download the article.

Duluth News Tribune (MN) December 14, 2018 | Back to Results | 1 of 3,232

Voyageurs Park wolves going fishing

December 14, 2018 | Duluth News Tribune (MN)
Author: John Myers jmyers@duluthnews.com | Page: A1 | Section: Front Page
747 Words

In another stunning revelation of wolf behavior from Voyageurs National Park, researchers Thursday announced they have

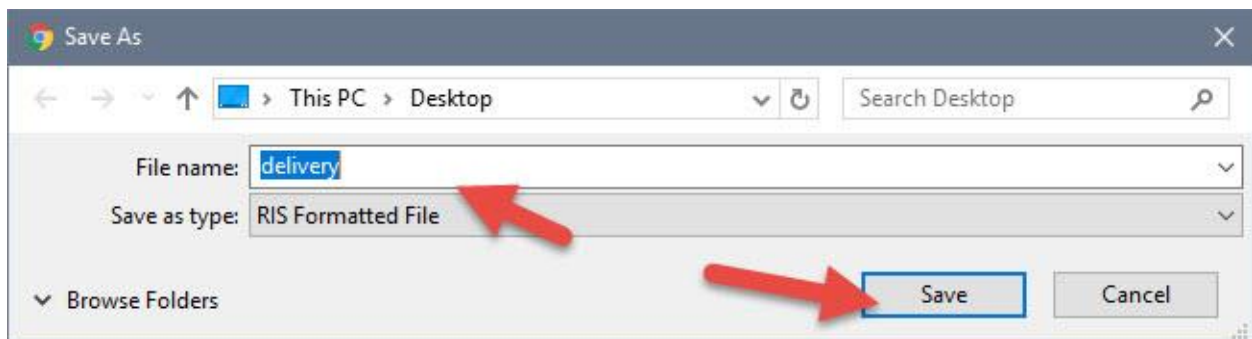
Exporting Citations to EndNote

(see [instructions for EndNote](#) for information on how to use this program)

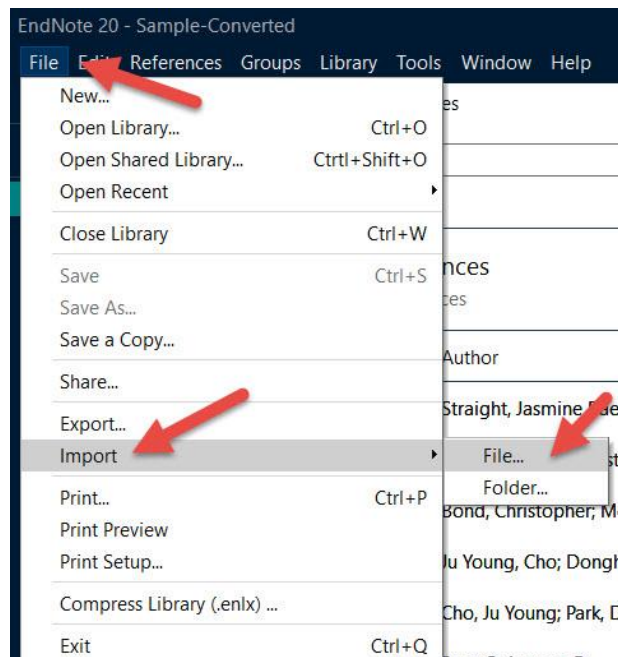
Once you are viewing an article you wish to add to your EndNote library, click on the “C” link to get this pop-up. Then click on the *EndNote/Zotero* link.



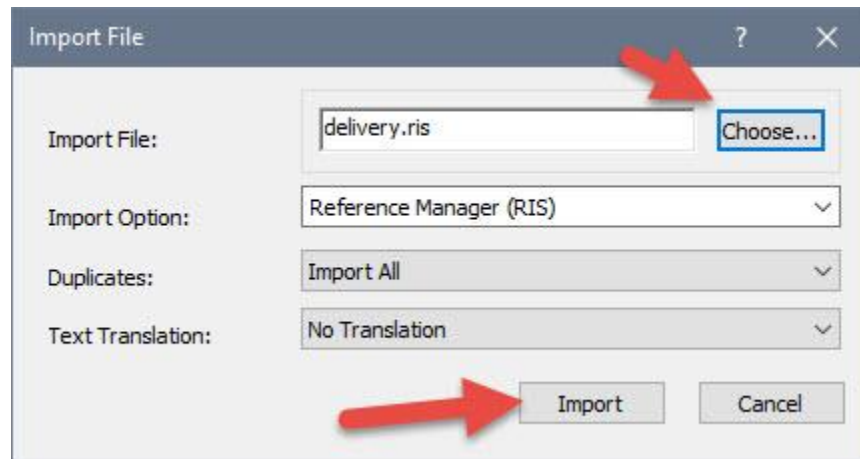
Click on the *Save* button when you have selected where you wish the file to be saved.



Open the EndNote library you wish to add the citation to and in the *File* tool bar option, select *Import* and *File...*



Click on *Choose...* to select the file you just saved and click on *Import* once you have selected it.



Your citations will now automatically be added to your EndNote library.