



## Library's Catalog - ScholastiCAT

### Accessing the Database

Go to the Library Homepage [css.edu/Library](http://css.edu/Library)

Select *ScholastiCAT* from the column on the left or click on the *Books* tab at the top.

Library of The College of St. Scholastica: Home

Welcome to the CSS Library. Please contact us if you need assistance.

Home Getting Started Encyclopedias **Books** Articles Citation Help Archives Friends

Welcome to the Library

Links Contact Us Hours

Old Sol might be down to his last 4 billion years but SOLAR will just keep serving your needs. It's like Google, only better.

- SOLAR
- ScholastiCAT**
- Databases, A to Z
- Newspapers
- The Script
- LibGuides
- Interlibrary Loan
- e-Reserves
- Distance Students
- Tutorials for Library Resources
- Faculty Resources

Keyword Search SOLAR for books, articles, and more... Search

What do you need help with?

Ask a CSS Librarian a question.

Question

More Detail/Explanation

Your Info

Email \*

Name

Library News

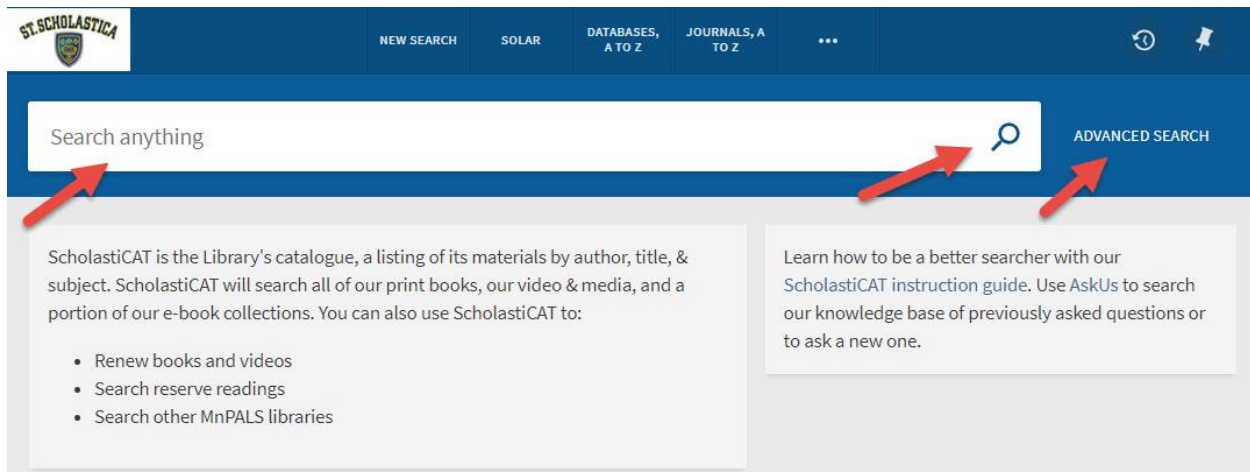
No. 126

This beautiful Barred Owl visited our Duluth campus over Thanksgiving becoming the 126th bird on our local species list. Visit our [Catalog of Birds](#) to see more photos and an article on the call of the Barred Owl which was written by our colleague, Dr. Pam Freeman.

### Main Search Page

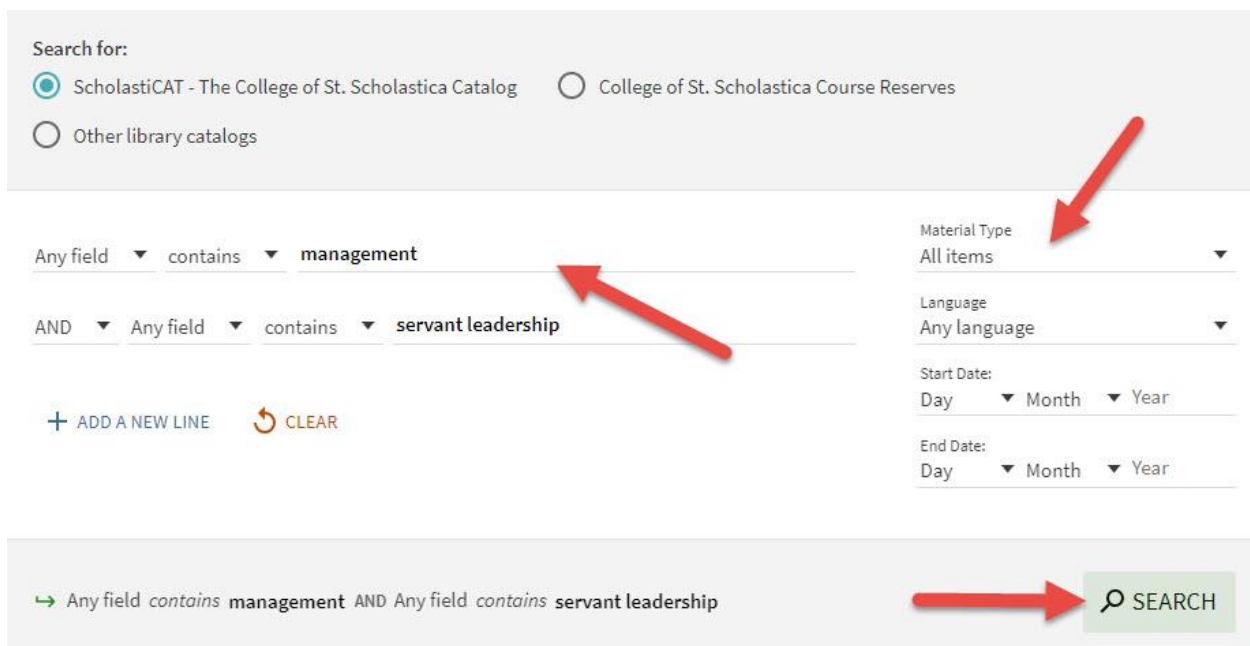
#### Main Search Page

Enter a search term and click on the magnifying glass to begin your search. Click on *Advanced Search* for more search options.



## Advanced Search Page

- The Advanced Search page allows for combining search terms. Click on *Add A New Line* to add another search box.
- You can also place limits such as material type, language, or date range on those searches. Search various fields in the record such as title, author/creator, subject, ISBN/ISSN, local subject, or the default – *Any field*.
- Click on the magnifying glass *Search* box when you are ready to search.

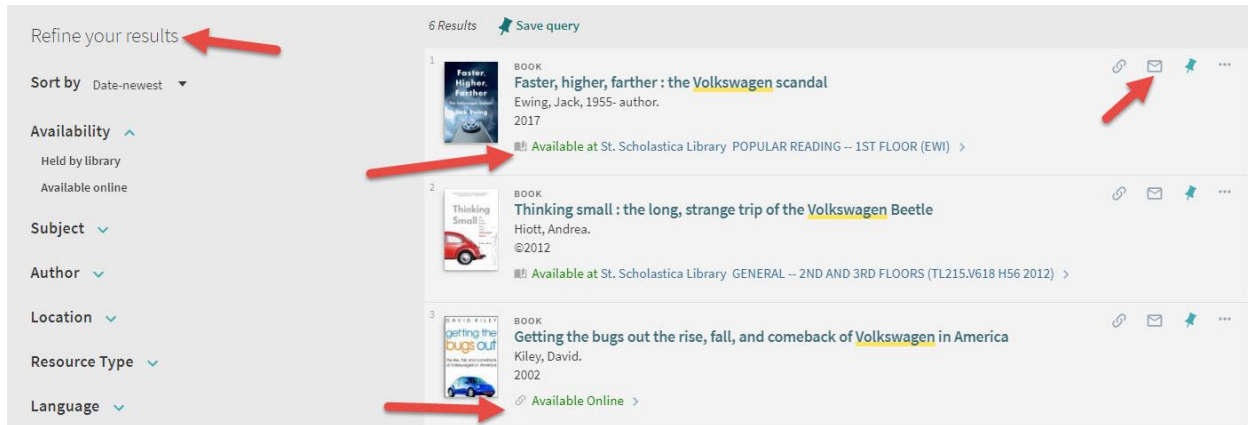


## Results Page

The results page is defaulted to show results by relevancy, so those closest to your search term will be listed first. The results show information on the items such as the title, year and location of materials in the catalog from your search. You can also get the permalink to this item, email,

pin, or click on the dots for more options such as print the information. Click on the title of the item to see its full record.

You can refine your results in the left-hand column such as by subject, author, location, or resource type.



## Full Record

The full record for the item includes information on its main author, language, publication, edition, subjects, notes, format and holdings information including its location, call number, and availability.

Click on any subjects to go to other materials that have also been assigned those subjects. Also look in the right-hand column for links to similar items found in the catalog.

The *Send to* row has options where you can get the citation, email, print, or export the record to EndNote Web.

If the item is available online, you have the option to click on the *EBSCOhost eBook Collection* link located at the bottom of the record to view it.

BOOK  
**Thinking small : the long, strange trip of the Volkswagen Beetle**  
 Hiott, Andrea.  
 ©2012  
 Available at St. Scholastica Library GENERAL -- 2ND AND 3RD FLOORS (TL215.V618 H56 2012) >

TOP  
 SEND TO  
 DETAILS  
 GET IT  
 VIRTUAL BROWSE  
 LINKS

Send to

ENDNOTE PRINT CITATION PERMALINK EMAIL

Details

Title Thinking small : the long, strange trip of the Volkswagen Beetle  
 Creator Hiott, Andrea. >  
 Subject HISTORY -- Modern -- 20th Century >  
 TRANSPORTATION -- Automotive -- General >  
 BUSINESS & ECONOMICS -- Advertising & Promotion >  
 Volkswagen Beetle automobile >

## eBooks

If the item is an eBook, you have the option to click on the *EBSCOhost eBook Collection* link to view the full text of it.

View Online

Full text availability

[EBSCOhost eBook Collection.](#)

Access available to members of the CSS community.

Once you click on the link, you will be asked to log in. Enter your Novell username and password (what you use to log in to Brightspace, your CSS email, or any computer in a lab on campus).

**\*\*Note:** If you have trouble logging in, please contact the IT help desk ([helpdesk@css.edu](mailto:helpdesk@css.edu) or 218-723-7007).



The College of  
*St. Scholastica*

Username 

Password   
[Forgot your password?](#)

[Login](#) 

[Need Help?](#)

You will then see the item in the EBSCO database. Click on the links to the left to either view the eBook's PDF full text within the database or to *Download* so you can view it offline.



[Detailed Record](#)

[PDF Full Text](#) 

[Download](#) 

◀ Result List Refine Search < 1 of 1 >

## Getting the Bugs Out : The Rise, |

**Authors:** [Kiley, David](#)


**Publication Information:** New York : Wiley. 2002

Click on the pull-down menu to view the chapter titles to move easier through the book. You can also select a section you would like to email to yourself or print.

[Add to folder](#)
[Save Pages](#)
[E-mail Pages](#)
[Print Pages](#)

[Contents](#)
[Search within](#)
[My Notes](#)

### Getting the Bugs Out : The Rise, Fall, and Comeback of Volkswagen in America



**Author:** Kiley, David  
**Date:** 2002  
[Detailed Record](#)  
**Publisher Permissions:**  
 Print/E-mail/Save 60 Pages  
 Restricted Copy/Paste  
 Unrestricted Download  
**eBook Availability:**  
 0 of 1 copies available

**Cover**

- Getting the Bugs Out
- Contents
- Acknowledgments
- Introduction
- 1 The Unveiling
- 2 Sins of the Fathers
- 3 The Rise
- 4 The Magic

Due to copyright restrictions, you are usually only able to email or print a maximum of 60 pages of the book. You can decide what you would like to include in the PDF including how many pages or the section.

[Add to folder](#)
[Save Pages](#)
[E-mail Pages](#)
[Print Pages](#)
[Cite](#)
[Dictionary](#)
[Export](#)
[Permalink](#)
[Share](#)
[Download](#)

#### E-mail PDF

Page Limit <sup>?</sup>  
 Number of pages available: **60**

Include in PDF

Current page  
 Current page and the next  pages  
 This section: **321 pages**

Send in plain text format

Send as E-mail  
**Citation Format:**  
 Detailed Citation and Abstract

**E-mail from:**  
 ephost@epnet.com

**E-mail to:**  
 Separate each e-mail address with a semicolon.

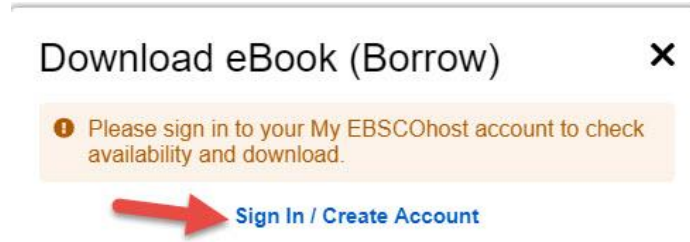
**Subject:**

**Comments:**

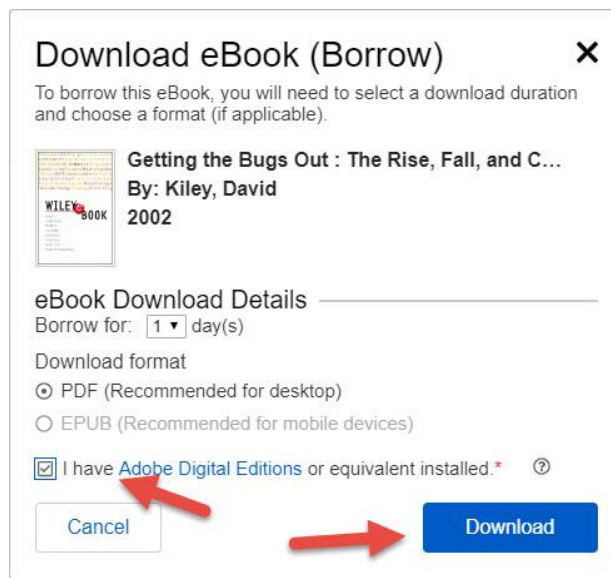
Downloading the eBook has the advantage that no one else can view the eBook if you have it checked out; however, if you are only viewing it and someone else comes along and downloads

it, then you no longer have access to it. You also need to have Adobe Digital Editions, which you can download here: <https://www.adobe.com/solutions/eBook/digital-editions/download.html>

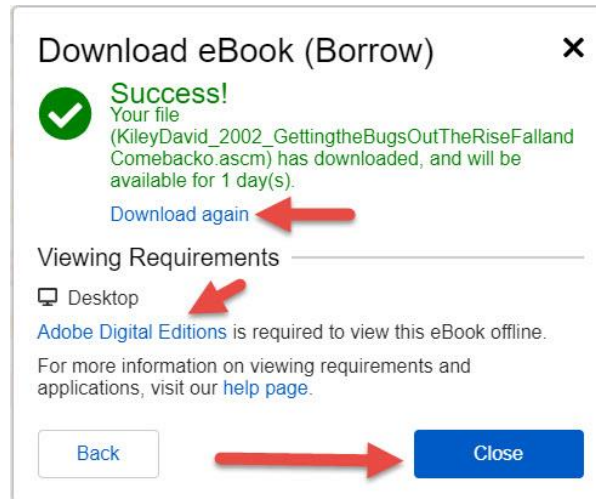
In order to download the eBook, you have to have a MyEbscohost Account, which is free to sign up for.



Once you are logged in, select how long you would like to borrow the book up to its maximum and select if you would like the PDF for desktop computers or EPUB for mobile devices. You will need to have Adobe Digital Editions or the equivalent that works on your device installed. Click on the box verifying that, and the *Download* button will become available to click.



Once you have downloaded the eBook, then this screen appears allowing you to download it again and also gives you a link to download Adobe Digital Editions.

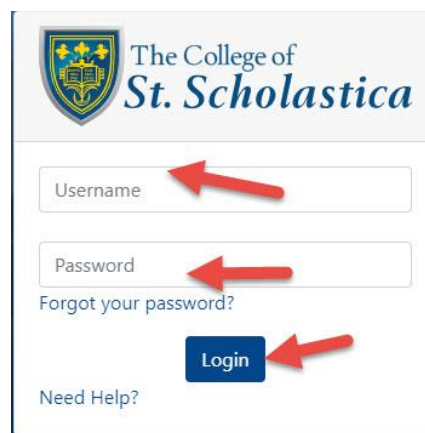


## Your Virtual Library Card

Click on *Sign In* located at the top of the screen.



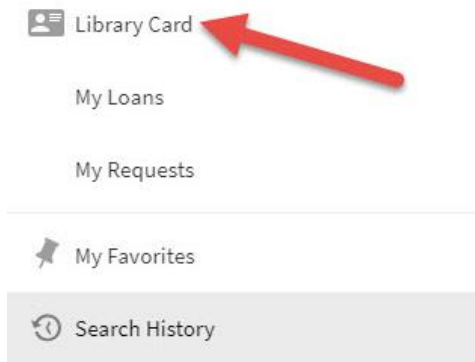
Enter your Novell username and password (what you use to log in to Brightspace, your CSS email, or any computer in a lab on campus).



\*\*Note: If you have trouble logging in, please contact the IT help desk ([helpdesk@css.edu](mailto:helpdesk@css.edu) or 218-723-7007).

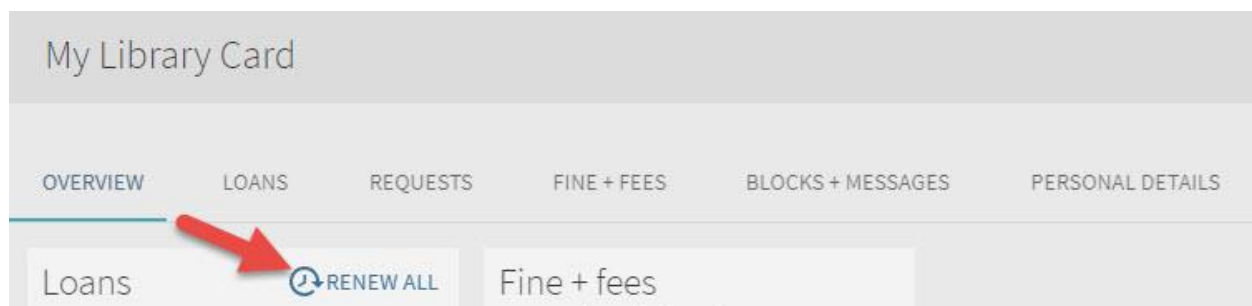
Your name will now appear in the upper right-hand corner of the screen. Click on your name to open up the pull-down menu and select *Library Card*.





## Renewing

Above the list of items you have checked out, you can click on either *Renew All* or else select which items you wish to renew by checking on the box in front of the cover and then click on *Renew Selected Items*.



In the right hand side there are more actions including viewing the favorites or fines you have gathered, placing a hold or recall an item, etc. This is also where you can view you interlibrary loan (ILL) requests or create a new ILL request for either a book or article.